

## Product Codes:

- 05652 - Cornell Styling Unit
- 05654 - Cornell Island Unit

## Standard Equipment:

- Footrest
- Locking Castors (island Unit)

## Optional Equipment:

- Dryer holster
- Tong holster
- Electric sockets

## Main Construction:

- Timber construction finished in high pressure laminate from the REM laminate range
- Chrome metal side panels


## Finish:

- Any laminate from the REM swatch range


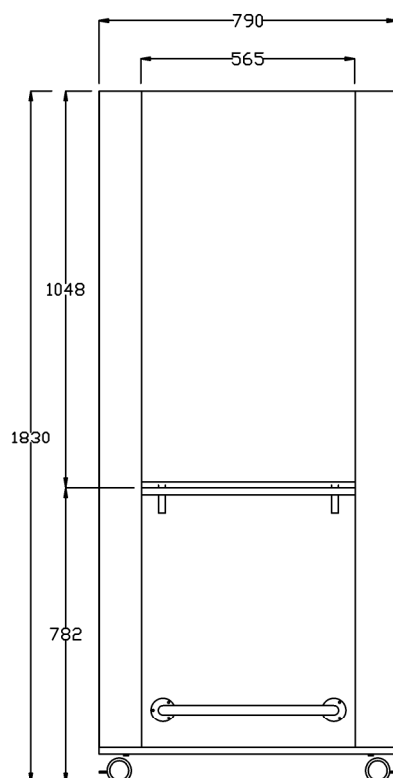
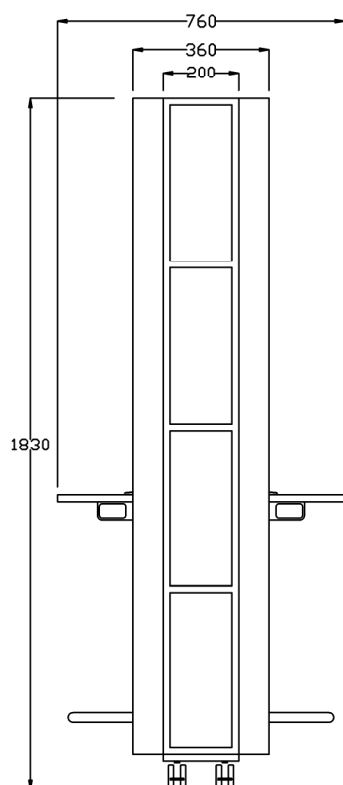
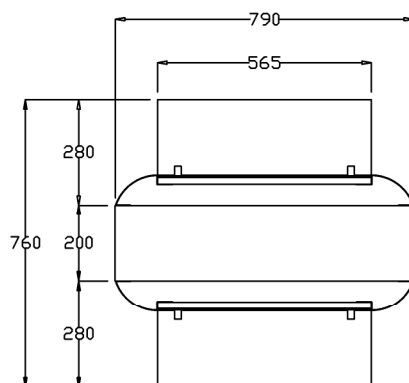
## Features:

- Robust design for tough College environment
- Available as wall or island unit

## Laminate Finish Options:



NOTE: island column will be white if styling units are Alu Brosse / Reed / Antique Rose



A = Laminate  
B = Laminate

Choice of REM laminates

Optional extras must be clearly detailed at time of order.

