

Product Codes:

- 05280 - Montana with Frontwash Basin
- 05281 - Montana No basin
- 05285 - Montana with Kiko Backwash Basin

Standard Equipment:

- Tool drawer (no basin unit)
- Clipper hooks
- Towel rail
- Power sockets
- Cable ports
- Storage mirror

Optional Equipment:

- N/A

Main Construction:


- Timber construction finished in high pressure laminate from the REM laminate range
- Ceramic frontwash / backwash basins

Finish:


- Any laminate from the REM swatch range

Features:

- Traditional design
- Part of the Montana range of products
- Choice of REM colours
- Frontwash / backwash basins available



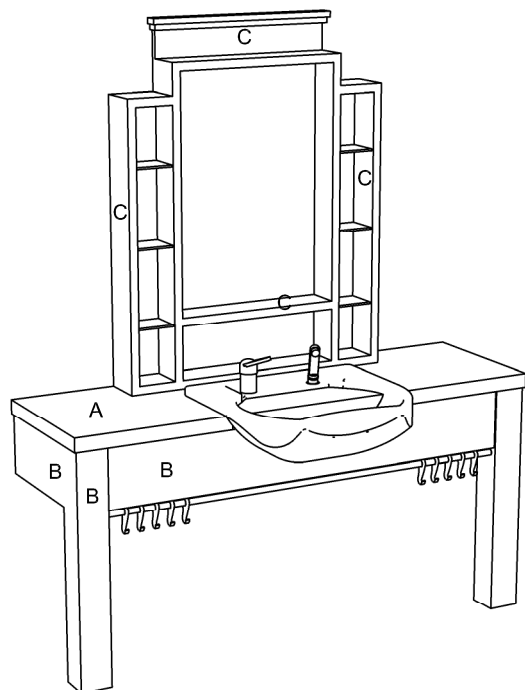
Laminate Finish Options:



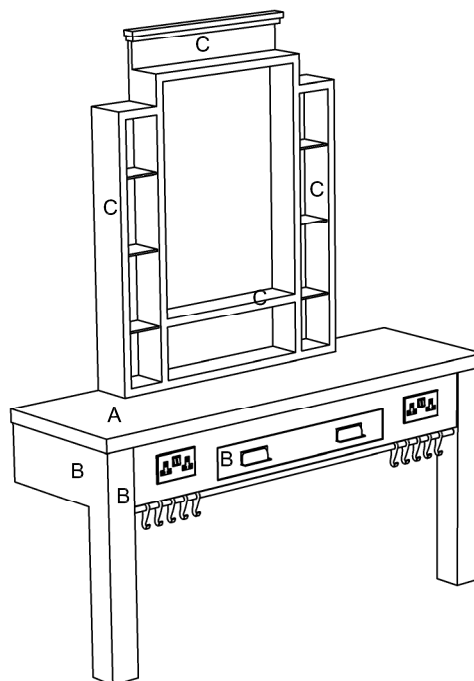
A = Laminate
B = Laminate
C = Laminate

Choice of REM laminates

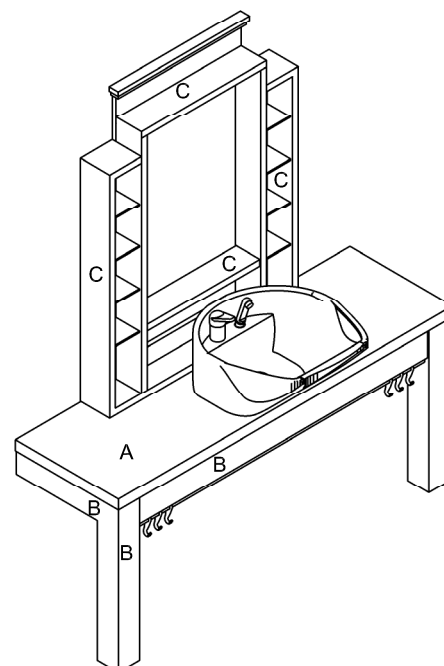
Optional extras must be clearly detailed at time of order.



05280 - Montana with Frontwash Basin



05281 - Montana No basin



05285 - Montana with Kiko Backwash Basin